

zero-g[®]

Flush or External

Up to 15.8' of Drop


Tab Tensioning



“levitating”

512.832.6939 | commercialsales@screeninnovations.com





optional cord colors

motor

- Somfy® Gen 1 Quiet Motor
- Butyl Vibration Isolation

size

Min: 80" (2032mm)

Max: 160" (4064 mm)

Available in 1" increments. All sizes are measured diagonally. Some materials may be limited in size. All dimensions are listed as seamless.

installation | adjustment

- Material roll pre-installed from the factory
- Removable upper motor lift tube with single pin release
- PCB is slide removable from the case
- Flush doors are pre-programmed from the factory
- Automatic upper limit by optical sensor

case specifications

- Flush or external configuration
- Black or white color options for external case
- Top side recessed electrical control cable access
- Optional separated shipping for case and material roll/motor assembly
- Maximum Drop: 15.8' (4816 mm)
- Maximum drop is dependent upon the diagonal size of the screen

materials



Slate 1.2



Slate .8




Slate AT 1.2



Slate AT .8



Pure White 1.3



Pure Gray .85




Pure White AT 1.3




Pure Gray AT .85



Unity AT 1.0



Unity 1.0



360 Rear-Pro