




Plano ▲

The main applications of this product are in the Home Cinema sector; its use in the domestic environment is favoured by a harmonious design and by the installation system incorporated into the profile: the wall-mounted bracket slides into the back of the frame and disappears, ensuring the total adherence of the frame to the wall.

One of the most annoying effects on vision is caused by light reflecting off the frame of the screen. Extensive research into the structure of the profile, both from a functional and an aesthetic point of view, has resulted in the creation of Plano, the screen equipped with a special aluminium frame, angular on the internal side.

A solution designed to direct the reflection towards the outer edges of the screen instead of the projection surface or the audience. The profiles can be painted black, or coated in a velvet flock finish, which totally absorbs light and enhances the perception of contrast in the projected images. Tensioning is provided by elastic cables, which guarantee the perfect planarity of the surface, preventing any risk of undulation.

See page **178**  
for Technical data



Plano Velvet ▲

### Create your own screen with the PSS

- > **Personalized dimensions:** width and height
- > **Profile type:** black powder varnished or with black velvet flock

### Projection Surfaces (see page 6)

- > ReferenceWhite / ReferenceGrey
- > HeliosWhite / HeliosGrey
- > VisionWhite / VisionWhitePro
- > VisionAcoustik
- > VisionRear DB / VisionRear

### Standard Accessories

- > Kit with wall-mount brackets
- > Kit containing: elastics, iron rods and sliders for the assembly of the surface
- > For the assembly of the frame: angles complete with screws and nuts

### Optional Accessories

- > Adjustable floor-mount stands and fastening adapters

### Surfaces Fireproof Certifications

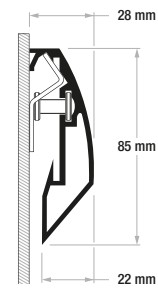
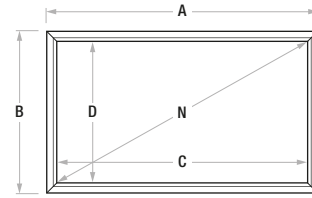


### PSS Formats

1.33:1	1.60:1	1.78:1	2.35:1
4:3	16:10	16:9	21:9

Plano

Aspect Ratio	Viewing Width	Viewing Height	Diagonal Inches	Overall Width	Overall Height	Packaging Dimensions	Net Weight	Gross Weight
	C	D	N	A	B			
1,33 (4:3)	1800	1353	89	1970	1523	2170x150x180	12	15
	2000	1504	99	2170	1674	2370x150x180	12,5	16
	2200	1654	108	2370	1824	2570x150x180	13,5	16,5
	2500	1880	123	2670	2050	2870x150x180	14,5	17,5
	3000	2256	148	3170	2426	3370x150x180	14,5	17,5
1,60 (16:10)	1800	1125	84	1970	1295	2170x150x180	12	15
	2000	1250	93	2170	1420	2370x150x180	12,5	16
	2200	1375	102	2370	1545	2570x150x180	13,5	16,5
	2500	1563	116	2670	1733	2870x150x180	14,5	17,5
	3000	1875	139	3170	2045	3370x150x180	14,5	17,5
1,78 (16:9)	1800	1011	81	1970	1181	2170x150x180	12	15
	2000	1124	90	2170	1294	2370x150x180	12,5	16
	2200	1236	99	2370	1406	2570x150x180	13,5	16,5
	2500	1404	113	2670	1574	2870x150x180	14,5	17,5
	3000	1685	135	3170	1855	3370x150x180	14,5	17,5
2,35 (21:9)	1800	766	77	1970	936	2170x150x180	12	15
	2000	851	86	2170	1021	2370x150x180	12,5	16
	2200	936	94	2370	1106	2570x150x180	13,5	16,5
	2500	1064	107	2670	1234	2870x150x180	14,5	17,5
	3000	1277	128	3170	1447	3370x150x180	14,5	17,5



Plano Curved

Aspect Ratio	Viewing Width	Viewing Height	Diagonal Inches	Overall Width	Overall Height	Total Depth	Surface/Wall Distance	Radius of Curvature	Packaging Dimensions	Net Weight	Gross Weight
	C	D	N	A	B	F	J	R			
1,33 (4:3)	1800	1353	89	1970	1523	110	41	9269	2170x230x180	12	15
	2000	1504	99	2170	1674	110	36	10299	2370x230x180	12,5	16
	2200	1654	108	2370	1824	110	32	11329	2570x230x180	13,5	16,5
	2500	1880	123	2670	2050	110	24	12874	2870x230x180	14,5	17,5
	3000	2256	148	3170	2426	110	12	15449	3370x230x180	14,5	17,5
	3500	2632	172	3670	2802	150	45	18023	3870x230x180	15,5	18,5
1,78 (16:9)	1800	1011	81	1970	1181	110	41	9269	2170x230x180	10	13
	2000	1124	90	2170	1294	110	36	10299	2370x230x180	10,5	13,5
	2200	1236	99	2370	1406	110	32	11329	2570x230x180	11,5	14,5
	2500	1404	113	2670	1574	110	24	12874	2870x230x180	12	15
	3000	1685	135	3170	1855	110	12	15449	3370x230x180	12,5	15,5
	3500	1966	158	3670	2136	150	45	18023	3870x230x180	13	16
1,60 (16:10)	1800	1125	84	1970	1295	110	41	9269	2170x230x180	12	15
	2000	1250	93	2170	1420	110	36	10299	2370x230x180	12,5	16
	2200	1375	102	2370	1545	110	32	11329	2570x230x180	13,5	16,5
	2500	1563	116	2670	1733	110	24	12874	2870x230x180	14,5	17,5
	3000	1875	139	3170	2045	110	12	15449	3370x230x180	14,5	17,5
	3500	2188	162	3670	2358	150	45	18023	3870x230x180	15,5	18,5
2,35 (21:9)	1800	766	77	1970	936	110	41	9269	2170x230x180	10	13
	2000	851	86	2170	1021	110	36	10299	2370x230x180	10,5	13,5
	2200	936	94	2370	1106	110	32	11329	2570x230x180	11,5	14,5
	2500	1064	107	2670	1234	110	24	12874	2870x230x180	12	15
	3000	1277	128	3170	1447	110	12	15449	3370x230x180	12,5	15,5
	3500	1489	150	3670	1659	150	45	18023	3870x230x180	13	16
4000	1702	171	4170	1872	150	33	20598	4370x230x180	14	17	

